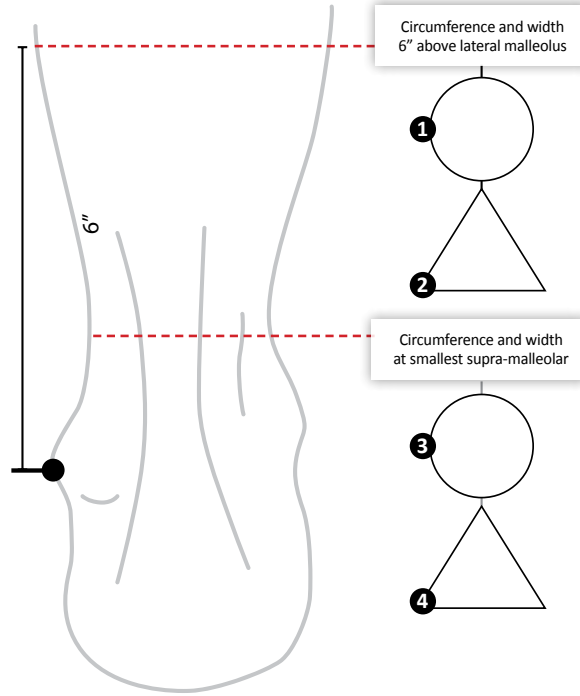


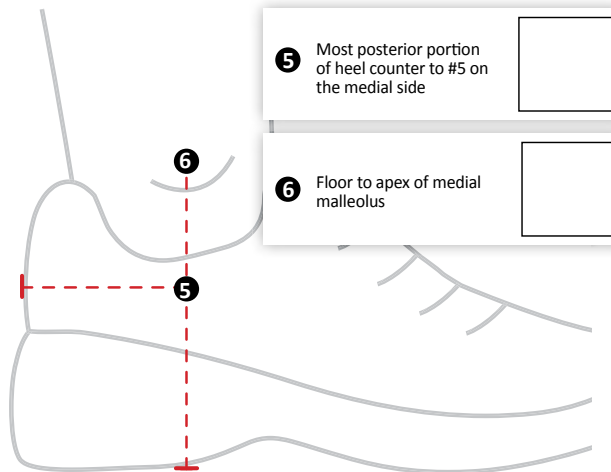
**TayCo Custom Order Form**



**Figure 1 | With shoe off**



**Figure 2 | With shoe on (walking/jogging shoe or workboot)**



**E-MAIL OR TEXT COMPLETED FORMS TO  
TAYCO@SURESTEP.NET**

E-mail preferred for photo quality  
Customer Service 574.968.0066 | Fax 866.700.7837

**TayCo Representative Name** \_\_\_\_\_

Date \_\_\_\_\_  Right  Left  Bilateral

Pt First Initial \_\_\_\_\_ Pt Last Initial \_\_\_\_\_ Age \_\_\_\_\_

Diagnosis \_\_\_\_\_

PO \_\_\_\_\_

Referring Physician \_\_\_\_\_

Company Name \_\_\_\_\_

Contact \_\_\_\_\_

Phone Number \_\_\_\_\_

Fax Number \_\_\_\_\_

Billing Address \_\_\_\_\_

City \_\_\_\_\_ ST \_\_\_\_\_ Zip \_\_\_\_\_

Shipping Address \_\_\_\_\_

City \_\_\_\_\_ ST \_\_\_\_\_ Zip \_\_\_\_\_

E-mail \_\_\_\_\_

**Order Confirmation:**  Fax  E-mail

**Notes for TayCo**

\_\_\_\_\_  
\_\_\_\_\_  
\_\_\_\_\_  
\_\_\_\_\_

**Fabrication Requirements**

**Custom from Measurements**

Photos of shoes (no sandals or flats) are required for fabrication. Please see page 2 of this document for details.

**For patients with significant deformity, use one of the options below:**

**Custom from Casts**

**Take impressions full weight bearing.** Please send a cast of the patient's leg while wearing their shoe for fabrication.  
17530 Dugdale Dr. South Bend, IN 46635

**Custom from 3D Scan**

**Turnaround Times**

Measurements - 2 Day Fabrication | Casts & Scans - 4 Day Fabrication

**Shoe Information**

The TayCo brace is fabricated to fit over the footwear the patient provides at their measuring and fitting appointments. For ultimate fit and function, this shoe (WALKING/JOGGING SHOE OR WORK BOOT) should be worn exclusively with the device.

Size \_\_\_\_\_  Men  Women

Brand \_\_\_\_\_

Model \_\_\_\_\_

**Intended Use of TayCo**

**Jogging/Walking Shoe**  **Work Boot**

**Athletic** (cleated):  High Top  Low Top

**TayCo Hinge Options**

Free Motion Standard

Immobilized at 90° (Can be converted to ROM)

**TayCo Color Options (More options available online)**

White  Black  Pink

Red  Purple  Blue

Brown Camo  Pink Camo  US Flag

Zebra  Other: \_\_\_\_\_

**Shipping Options | Charges apply separately**

UPS Ground..... No Charge

3 Day Select..... \$15.00

2<sup>nd</sup> Day (by 12:00 p.m.) ..... \$30.00

Next Day Saver ..... \$45.00

Next Day (by 10:30 a.m.)..... \$55.00

ATHLETIC TEAM Rush Fabrication ..... \$75.00 Fee

Need by date \_\_\_\_\_

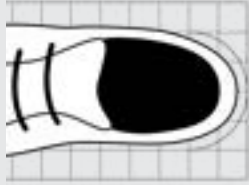
Return Impressions Pre-modifications \$20.00/pr.

**Four photos are required to fabricate a TayCo brace from measurements.**

- Pictures taken on smart phones are acceptable.
- Position the heel of the shoe on the grid in the indicated area. While completing steps 1-3, do not move or reposition the shoe.
- To ensure a perfect fit, measure printout for accuracy before you begin (instructions on grid)

**ONE**

Take an overhead view of the shoe on the grid. Make sure the grid is clearly visible in the photo.



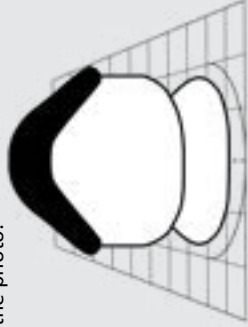
**TWO**

Take a lateral view of the shoe. The grid must be visible for accurate fabrication.



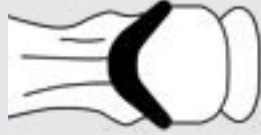
**THREE**

Take a posterior view of the shoe. Make sure the grid is clearly visible in the photo.



**FOUR**

With shoe on and weight bearing, take a posterior view of the ankle. No grid necessary.



PO for TayCo

If the red line is not 10", print to scale at 100%

10"

Print to scale at 100%

SHOE HEEL

The TayCo brace is fabricated to fit over the footwear the patient provides at their measuring and fitting appointments. For ultimate fit and function, this shoe should be worn exclusively with the device.

E-MAIL COMPLETED FORMS | E-mail [tayco@surestep.net](mailto:tayco@surestep.net) | Customer Service 574.968.0066