

TayCo Custom Order Form



**E-MAIL OR TEXT COMPLETED FORMS TO
orders@taycobrace.com**

E-mail preferred for photo quality
Customer Service 574.968.0066 | Fax 574.245.8882

TayCo Representative Name _____

Date _____ Right Left Bilateral

Pt First Initial _____ Pt Last Initial _____ Age _____

Diagnosis _____

PO _____

Referring Physician _____

Company Name _____

Contact _____

Phone Number _____

Fax Number _____

Billing Address _____

City _____ ST _____ Zip _____

Shipping Address _____

City _____ ST _____ Zip _____

E-mail _____

Order Confirmation: Fax E-mail

Notes for TayCo

Figure 1 | With shoe off

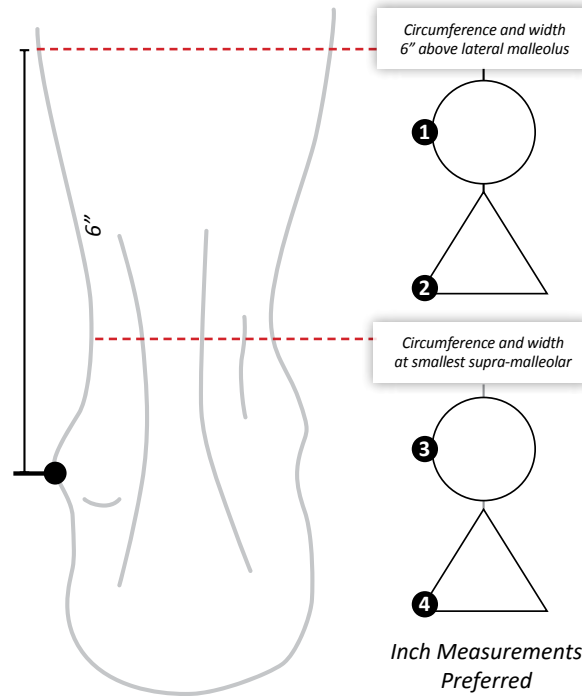
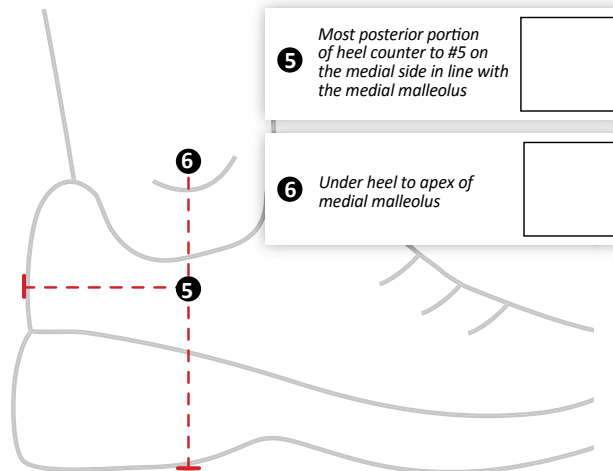


Figure 2 | With shoe on (walking/jogging shoe or workboot)



Fabrication Requirements

Custom from Measurements

Photos of shoes (no sandals or flats) are required for fabrication. *Please see page 2 of this document for details.*

Custom from Casts

Take impressions full weight bearing. Please send a cast of the patient's leg while wearing their shoe for fabrication.
17530 Dugdale Dr. South Bend, IN 46635

Turnaround Times

Measurements - 2 Day Fabrication | Casts - 4 Day Fabrication

Shoe Information

The TayCo brace is fabricated to fit over the footwear the patient provides at their measuring and fitting appointments. For ultimate fit and function, this shoe (**WALKING/JOGGING SHOE OR WORK BOOT**) should be worn exclusively with the device.

Size _____ Men Women

Brand _____

Model _____

Intended Use of TayCo

Jogging/Walking Shoe **Work Boot**

Athletic (cleated): High Top Low Top

TayCo Hinge Options

Free Motion **Standard**

Immobilized at 90° (Can be converted to ROM)

TayCo Color Options (More options available online)

White Black Pink

Red Purple Blue

Brown Camo Pink Camo US Flag

Zebra Other: _____

Shipping Options | Charges apply separately

UPS Ground..... No Charge

3 Day Select..... \$15.00

2nd Day (by 12:00 p.m.) \$30.00

Next Day Saver \$45.00

Next Day (by 10:30 a.m.)..... \$55.00

ATHLETIC TEAM Rush Fabrication \$75.00 Fee

Need by date _____

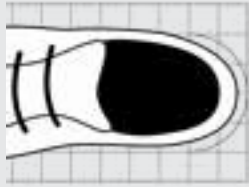
Return Impressions Pre-modifications \$20.00/pr.

Four photos are required to fabricate a TayCo brace from measurements.

- Pictures taken on smart phones are acceptable.
- Position the heel of the shoe on the grid in the indicated area. While completing steps 1-3, do not move or reposition the shoe.
- To ensure a perfect fit, measure printout for accuracy before you begin (instructions on grid)

ONE

Take an overhead view of the shoe on the grid. Make sure the grid is clearly visible in the photo.



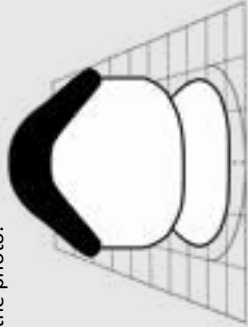
TWO

Take a lateral view of the shoe. The grid must be visible for accurate fabrication.



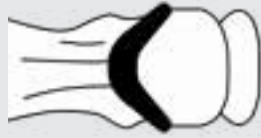
THREE

Take a posterior view of the shoe. Make sure the grid is clearly visible in the photo.



FOUR

With shoe on and weight bearing, take a posterior view of the ankle. No grid necessary.



PO for Tayco

If the red line is not 10", print to scale at 100%

10"

Print to scale at 100%

SHOE HEEL